



CENTRIFUGAL SINGLE INLET FANS

CKB Series



CKB installed with plenum fitted

Range of direct-drive centrifugal fans manufactured from electro-welded **sheet steel and protected against corrosion with beige epoxy-polyester paint coating.**

All models are fitted with forward curved centrifugal impellers manufactured from galvanised steel sheet and **dynamically balanced to ISO 1940 standards.**

Motors

All motors are IP44 (1) class B (2), with **thermal protection.**

Class I electrical insulation.

Electrical supply:

Single phase 230V-50Hz (capacitor included).

Speed controllable by Voltage.

(1) Except CKB 600 and 800 models which are IP40

(2) Suitable for air stream temperatures up to +40°C

APPLICATIONS



Workshops



Commercial premises



Offices



Restaurants and cafes

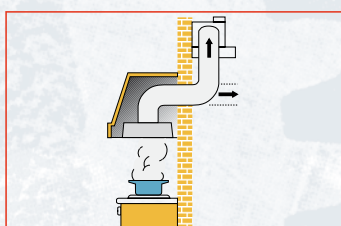


Industrial or commercial kitchens

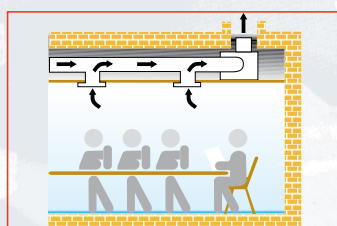
Backdraft Shutter fitted at the fan outlet



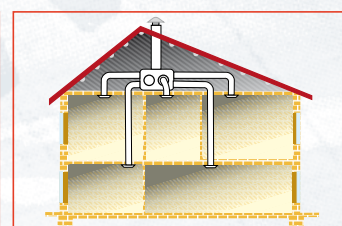
To prevent air entry when the fan is not in operation



Residential cooker hood extractors



General ducted ventilation systems (offices, classrooms, commercial premises)



Powerful residential centralised ventilation systems

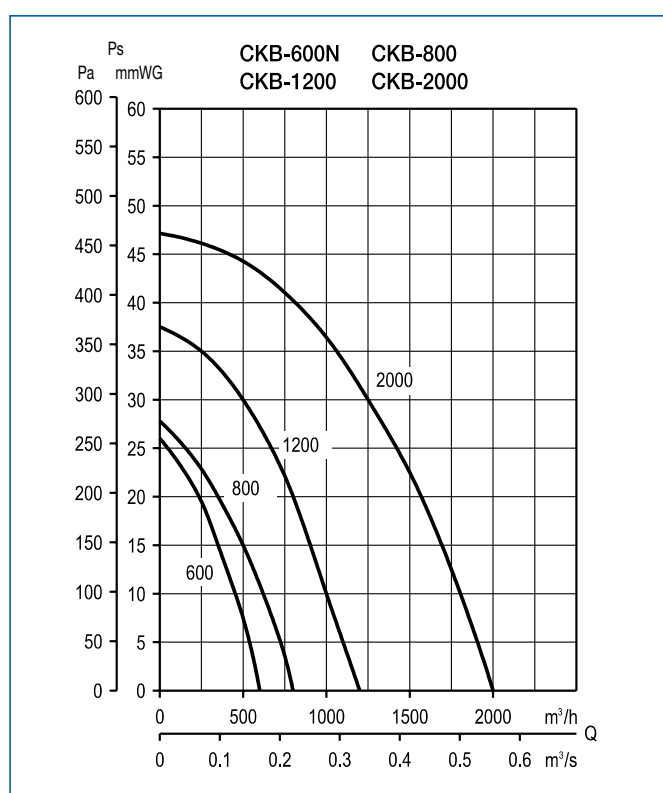
■ Technical characteristics

Before installation check that the product electrical characteristics listed on the data plate label (Voltage, power, frequency etc) match those of the intended electrical supply.

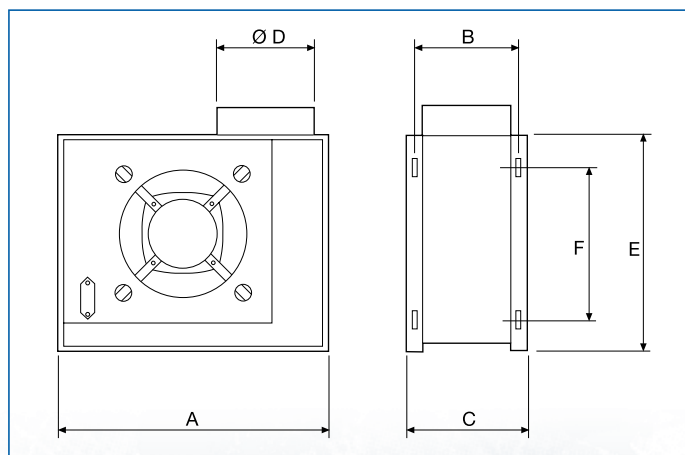
Model	Speed (r.p.m.)	Maximum absorbed power (W)	Maximum absorbed current (A)	Maximum air volume (m ³ /h)	Sound pressure level dB(A)	Weight (kg)
CKB-600N	1300	140	0,66	600	54	7,5
CKB-800	1300	175	0,92	800	60	8,0
CKB-1200	1300	300	1,44	1200	60	12,0
CKB-2000	1300	560	2,75	2000	65	16,5

■ Performance curves

- Q = Air volume in, m³/hr and m³/s.
- Ps = Static pressure in mmWG and Pa.
- Dry air at 20°C and 760 mmHg.
- Performance data in accordance with ISO 5801 and AMCA 210-99 Standards.



■ Dimensions (mm)




Model	A	B	C	Ø D	E	F
CKB-600N	408	163	182	148	340	265
CKB-800	408	163	182	148	340	265
CKB-1200	423	163	182	148	366	295
CKB-2000	470	192	215	200	420	345

Accessories



Inlet plenum
CKB-800



Protection
guard



Inlet spigots
CKB-600
(Ø160)



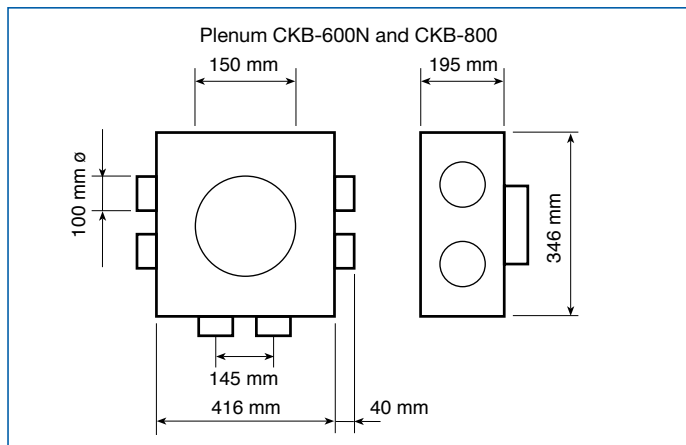
Inlet spigots
CKB-800
(Ø200)




Inlet spigots
CKB-1200 and
CKB-2000
(Ø160-200)

Model	Plenum			Inlet spigot	Protection guard
	Description	Inlet spigot diameter			
		Quantity	Ø (mm)		Description
CKB-600N	Plenum CKB-800	7	1 of 150 and 6 of 100	Inlet spigot CKB-600 (Ø160)	DEF-600K
CKB-800				Inlet spigot CKB-800 (Ø200)	
				Inlet spigot CKB-1200 and CKB-2000 (Ø160-200)	DEF-1200K
					DEF-2000K

CKB



Centrifugal direct drive fans



REB
Electronic, single
phase speed
controller



GSA
Flexible
aluminium
ducting



CX
Worm drive duct
fixing clamps



CT
Roof termination



BOC
Circular air
valve



RMB
Auto transformer,
single phase speed
control regulator

